

School Building Plan

To assist schools in streamlining marking up the plans with the required items, we have reduced the items required and have worked with schools to find a method that is easy to follow. When the onsite Audit is undertaken, we are then able to better understand each schools requirements.






What you will need:

- ◉ **Two** sets of blank plans of the school with all rooms **labelled**
- ◉ **One** plan for marking **data outlets**
- ◉ **One** plan for marking **power outlets** and electrical distribution boards - **DBs**








What are you looking for?

Photo	Name	On the plan
	Single data outlet	S=1 Total number (Per room on the data plan)
	Double data outlet	D=1 Total number (Per room on the data plan)
	Phone outlet	Not Required






What are you looking for?

Photo	Name	On the plan
	Cabinet /Patch Frame/Enclosure	X (On the data plan)
	Number of Printers (per room)	P=1 (Per room on the data plan)
	Number of Computers (per room)	C=2 (Per room on the data plan)





What are you looking for?

Photo	Name	On the plan
	Wireless Access Points (per room)	AP=1 (Per room on the data plan)
	IP Phone	T=1 Total number (Per room on the data plan)
	IP Camera	V=1 Total number (Per room on the data plan)






What are you looking for?

Photo	Name	On the plan
 A photograph of a white single power outlet with a ground symbol and a small 'S' logo.	Single Power Outlet	SP=1 Total number (Per room on the electrical plan)
 A photograph of a white dual power outlet with two outlets and a ground symbol.	Dual Power Outlet	DP=1 Total number (Per room on the electrical plan)



What are you looking for?

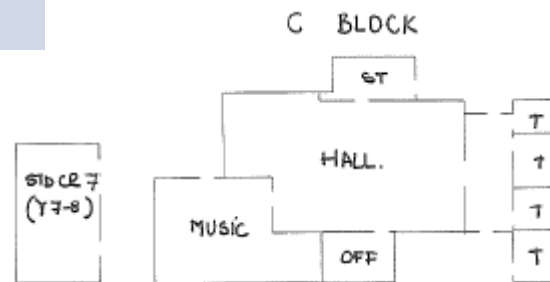
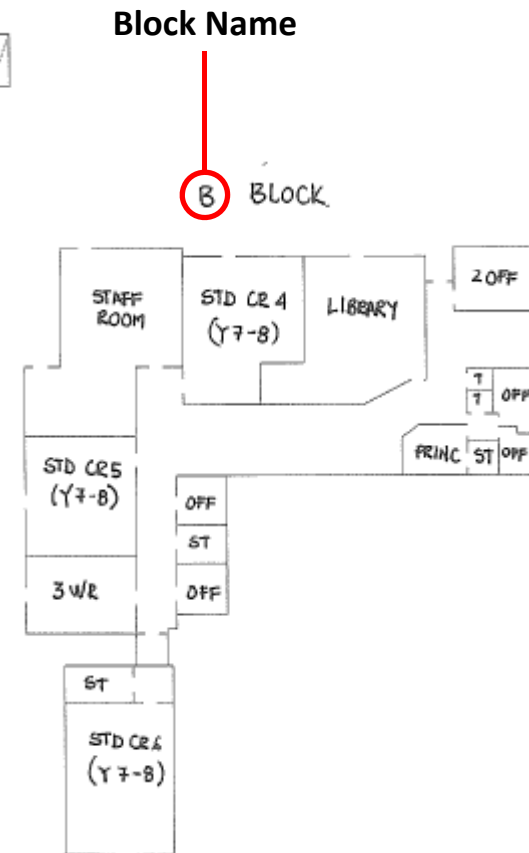
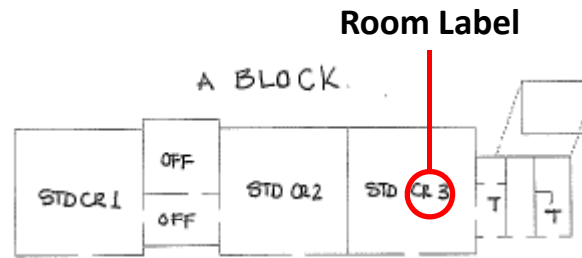
Photo	Name	On the plan
	Quad Power Outlet	QP=1 Total number (Per room on the electrical plan)
	Electrical Distribution Board	 (On the data plan)



Blank plan

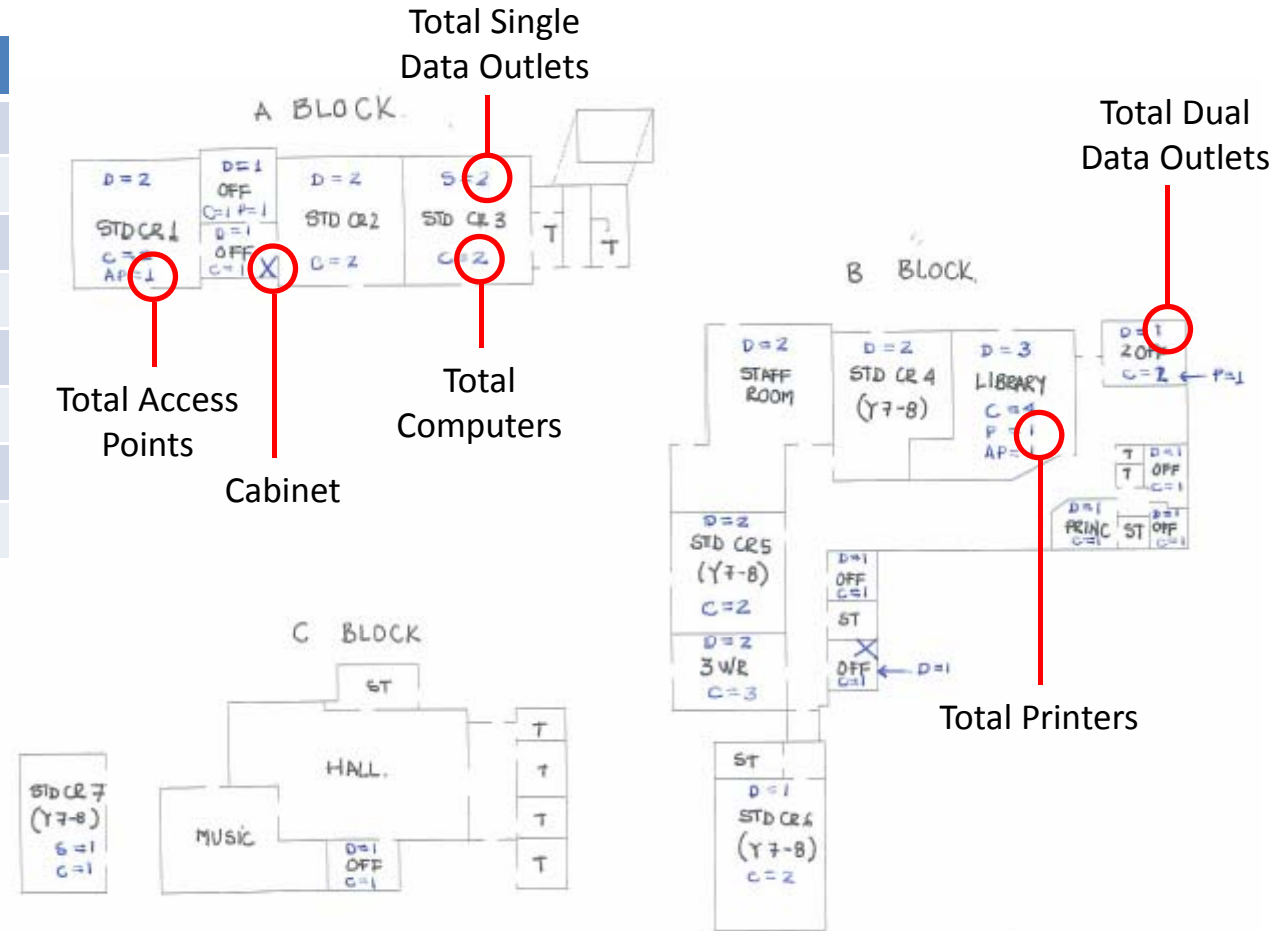
Key	
SDT CR #	Standard Class Room (Number)
SDT CR # (Y7-8)	Standard Class Room (Number) Year 7 or 8
Princ	Principal's Office
OFF	Staff Office (Single)
2OFF	2 Staff Office
#WR	(Number of Staff) Work Room
ST	Storage Room
T	Toilet
SB	Sick Bay

Blank plans of the school with all rooms **labelled**



The data outlets plan marked up

Key	
AP	Access Point
X	Cabinet
S	Single Data Outlet
D	Dual Data Outlet
C	Computer
P	Printer
T	IP Phone
V	IP Camera



The power outlets plan marked up

Key	
SP	Single Power Outlet
DP	Dual Power Outlet
DB	Electrical Distribution Board

